



ROCKETBOX 2.0

ADVANCED PRE-ROLL PACKING & FILLING



CLICK OR SCAN



ROCKETBOX 2.0

UP TO 453 PRE-ROLLS PACKED IN 60 SECONDS

The STM RocketBox 2.0 pre-roll machine is designed to maximize pre-roll joint production while significantly decreasing labor costs. Capable of rolling up 144 to 453 pre-rolled cones per cycle, the RocketBox 2.0 is the pinnacle of pre-roll machines.

- **Smart Density Software to Measure & Achieve Weight Accuracy**
- **Variable Frequencies of Vibration for Even Filling & Packing**
- **Built-In Training Mode with Tutorials**
- **Precise, Consistent and Repeatable Results**
- **Compatible with STM Weighing & Closing Modules**



**1-YEAR
WARRANTY**



**OSHA
COMPLIANT**



**MADE IN
USA**

\$18570

72-JOINT CONFIGURATION

(2) MINI TOP TRAYS

(2) MINI BOTTOM TRAYS

MINI LOADING BOX

DENSITY TESTING BEAKER

ADAPTER SET

\$20267

453-JOINT CONFIGURATION


TOP TRAY

BOTTOM TRAY

LOADING BOX


DENSITY TESTING BEAKER

WHY THE ROCKETBOX?



HIGHER OUTPUT, FASTER ROI

For start-ups to global cannabis enterprises, the RocketBox produces tens of thousands of pre-rolls per day and is the all-in-one asset that can grow and scale with your business. With quicker cycles, you can decrease labor costs, meet demands, and accept new or larger contracts, all while increasing profit margins and ROI.



SMART ROCKETBOX TECHNOLOGY

Featuring smart density software and 3 fully adjustable settings across a 7" integrated touch screen, the RocketBox 2.0 is the most advanced pre-rolled cone filling machine on the market. Your team can produce thousands of high quality, evenly packed pre-rolls each day.



TRAINING AT YOUR FINGERTIPS

Enable your team to learn from the experts and get dialed-in quickly with step-by-step tutorials in training mode and exclusive access to the STM Client Portal. In an industry ripe with turnover, onboarding employees has never been more economical.

ROCKETBOX 2.0

ACCESSORIES

CLICK OR SCAN



453-Joint Top Tray

\$1,725

For Use With Any
453-Bottom Tray



72-Joint Bottom Tray

\$517.50

Compatible With Atomic Closer
See Page 7 for Paper Sizing



453-Joint Bottom Tray

\$1,725

See Page 7 for Paper Sizing



72-Joint Top Tray

\$517.50

For Use With Any
72-Bottom Tray



Loading Box

\$1,150

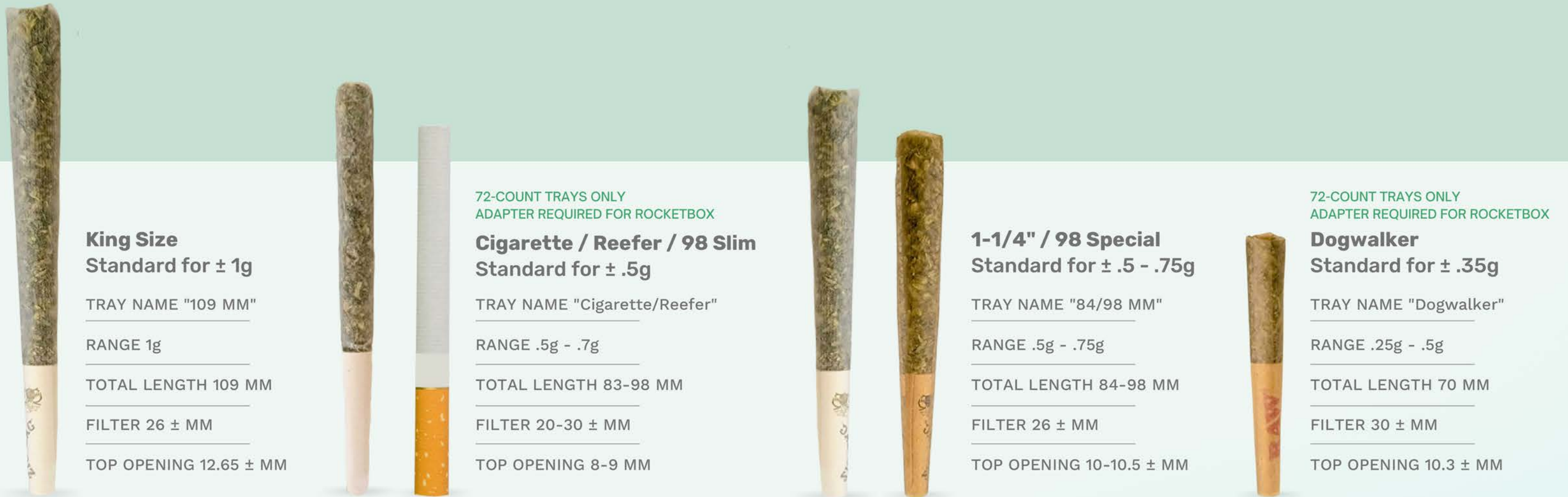
Holds Bottom Tray to
Load Cones & Off-
Load Top Tray



Maintenance Bundle \$258.75

Includes spare Knob Kit, Compressor,
Set of Washers, Flap Kit, Lift Plate Bolts,
Graduated Cylinder, and spare Top &
Bottom Tray Plastic Cones and Funnels

WHAT CONES ARE COMPATIBLE?



To alternate between weights within these ranges, operators may raise/lower the height of the Top Tray, adjust grind size, bulk density, and/or machine cycle time. Papers used should at minimum match the dimensions listed for each tray's length and opening to achieve optimal results. Both the Top Tray's metering system and RocketBox density software are designed to work with standard sizes (84/98 MM & 109 MM), therefore custom sizes such as the Dogwalker & Cigarette/Reefer trays will require additional dialing-in.

COMPLETE PRE-ROLL SOLUTIONS

MODULAR SYSTEMS FOR FACILITIES OF ALL SIZES



GRIND.

Step 1.
Grind and prep
flower with the
Revolution.

PACK.

Step 2.
Add papers, then place
trays into RocketBox. Add
material to fill and pack.

WEIGH.

Step 3.
Place filled tray onto
LaunchPad for a quick
QC on weights.

CLOSE.

Step 4.
Add tray into the Closer and
press Go. Folded joints are
dispensed for easy collection.

STM PRE-ROLL BUNDLES

The perfect bundle to get your facility started in optimal pre-roll prep and production.

MINI PRE-ROLL BUNDLE \$13,200

CLICK OR SCAN



(1) Mini-RocketBox Pre-Roll Machine

INCLUDED ACCESSORIES

- (1) 143-Joint Top Tray
- (1) 143-Joint Bottom Tray
- (1) Mini Loading Box
- (1) Density Testing Cylinder

(1) Mini-Revolution Grinder

INCLUDED ACCESSORIES

- (1) Fine Blade Disc
- (1) Coarse Blade Disc
- (1) Collection Bin
- (1) 2-Pack Extra Blade Discs



2.0 PRE-ROLL BUNDLE \$37,812

(1) RocketBox 2.0 Pre-Roll Machine

INCLUDED ACCESSORIES

- (1) 453-Joint Bottom Tray
- (1) 453-Joint Top Tray
- (1) Loading Box
- (1) Density Testing Cylinder

(1) Revolution 2.0 Commercial Grinder

INCLUDED ACCESSORIES

- (1) Dual-Blade Set
- (1) Fine Particle Screen
- (1) Coarse Particle Screen
- (1) Pair of Cut-Proof Safety Gloves

CLICK OR SCAN



FREQUENTLY ASKED QUESTIONS

HOW DOES THE STM ROCKETBOX WORK?

The STM RocketBox utilizes patent-pending PLS technology that allows you to control the transmission and intensity of the vibrations that fill and pack your pre-rolls. By concentrating these vibration frequencies in the bottom [cone holding] tray, you can adjust how your material moves and packs into each cone for ultimate control of your product. Versus shaking and tapping to pack, this method vibrates the material itself, allowing it to fill into the cone evenly, layer-by-layer - avoiding air pockets, weak necks and other inconsistencies.

Eliminate the guesswork with the RocketBox 2.0. To begin with a new material type, select your cone size and desired weight variance on the start up screen. STM's density software will provide you with a target material density in order to achieve the highest success rate based on your selected parameters. Next, the program will prompt you to enter your measured density and populate a pass or fail icon. If your density is too high or low, instructions are provided. If your density passes, you may move onto the last screen to set your operational settings (shaker speed, PLS pressure and cycle time) and start producing! You may return to the main screen when you are ready to use new material.

HOW DOES THE ROCKETBOX REDUCE MY LABOR?

With limited customization options, competitors joints often require tedious manual work post-cycle (hand-packing, tamping, etc.) prior to entering the closing stage. Alongside 51% faster output than its closest competitor, the RocketBox allows the operator to customize each cycle in order to accommodate different material types, reduce manual fixes and speed up the closing process.