




CONE LANDER 2.0

AUTOMATED PRE-ROLL CONE LOADER



MADE IN USA · 1B+ PRE-ROLLS PRODUCED ON STM

© 2026 STM Canna. All rights reserved. Images and specifications are provided for reference and are subject to change without notice.



Cone Lander 2.0

Never Hand-Load Cones Again

\$7,000

Hand-loading cones one at a time is slow and ties up an operator. The Cone Lander 2.0 drops all 72 empty cones into your tray in a single cycle, in seconds instead of the 1.5 to 2 minutes it takes by hand.


- Loads a full 72-count tray in seconds, not minutes
- Auto crutch detection, no selector to set
- Positioning sensor seats every cone, cutting jams and rejected cones
- Linear actuator drive runs smoother and quieter with less wear over long runs
- First step in STM's One-Tray Workflow
- Integrates directly with the RocketBox filling machines

* Results will differ depending on the material, equipment, personnel, facility, controls and the specific processes employed. STM is dedicated to helping you attain optimal results through our equipment and processes.

THE NUMBERS / WHY IT PAYS

FROM 1.5-2 MINUTES BY HAND → SECONDS PER TRAY

- **Free Up an Operator Hand-loading is tedious, repetitive work. The Cone Lander 2.0 takes it off a person entirely and delivers evenly seated cones on every tray.**
- **Turn Saved Minutes Into Finished Pre-Rolls The minutes you save loading each tray carry through every step that follows, so they convert into more finished pre-rolls per shift.**
- **No Mis-Loaded Trays Auto crutch detection and the positioning sensor mean no measuring, no selector switch, and fewer rejected cones per tray.**



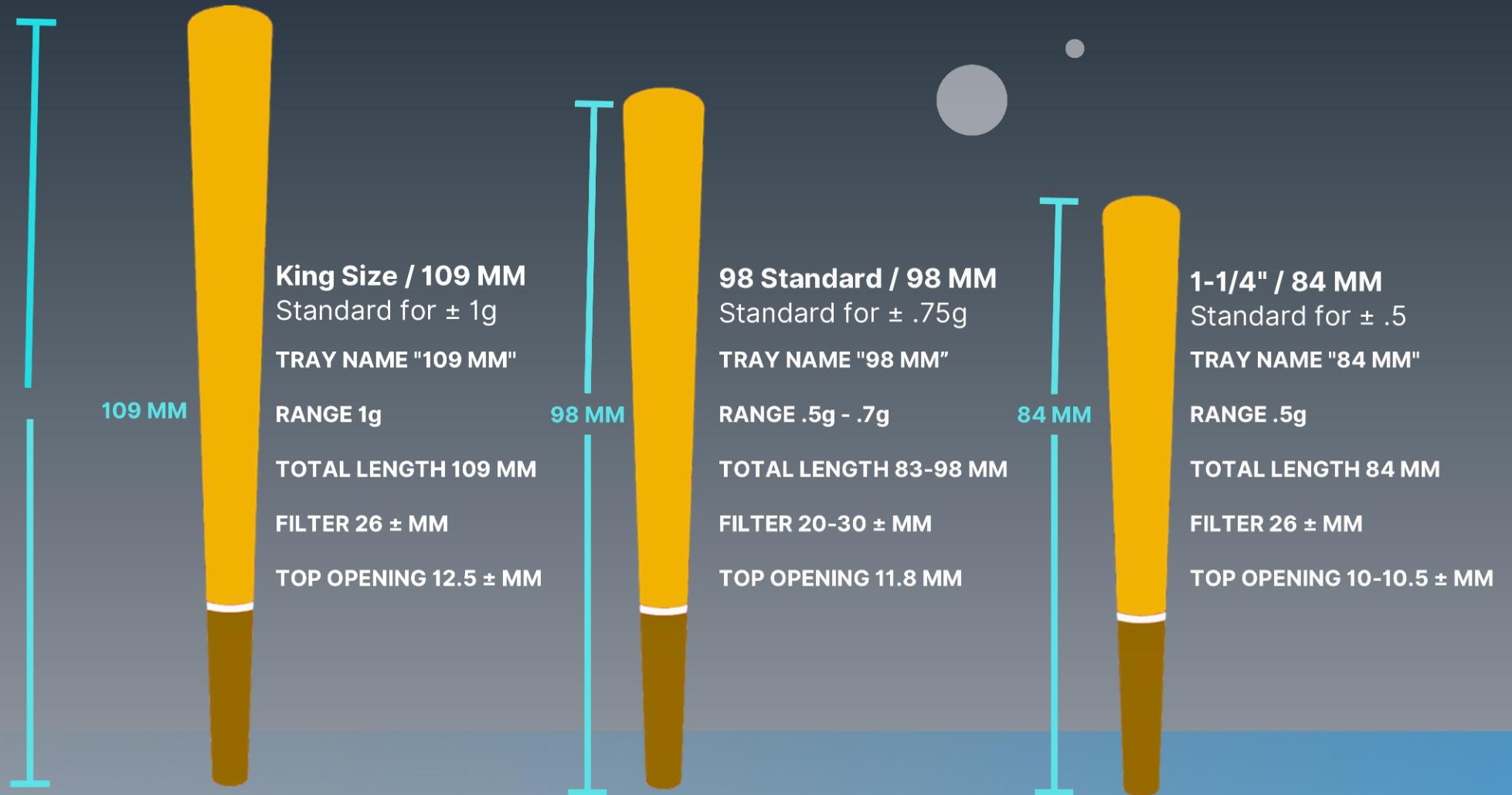
LOAD A FULL TRAY IN THREE STEPS



1. Pull out the side drawer and load full stacks of empty pre-rolled cones.
2. Place an empty STM 72-count tray into the drawer. Close the drawer and front door.
3. Push the cycle button. The 2.0 auto-detects crutch size and loads all 72 cones in seconds. No selector switch, no measuring.



STM COMPATIBLE CONES



Operators can adjust weights within specified ranges by raising/lowering the Top Tray, modifying grind size, bulk density, or machine cycle time. Papers should at least match the dimensions listed for optimal results. The Top Tray's metering system are optimized for standard sizes (84/98 MM & 109 MM).